

SYF 2023 Celebrations Open Call

The Young Playwright Presents

A. OVERVIEW

Have a passion for writing and performing? Want to work on ideas from page to stage? Now you have the chance to showcase an original masterpiece!

Join *The Young Playwright Presents*, a platform in this year's SYF 2023 Celebrations! Through *The Young Playwright Presents*, we aim to provide an opportunity for you to be the next young playwright! You can create your own 1 – 3 minutes long monologue* and perform it as a staged performance** from the comforts of your home.

This platform is open to all students in MOE schools (Primary, Secondary and Pre-University levels), and Special Education schools.

**a monologue is a short play performed by one actor only*

***an actual stage is not required; you may use existing furniture or props from your home or create your own set*


B. THEME

I. The theme for *The Young Playwright Presents* this year is

Little Things Matter


II. Some questions to guide your process:

- What are some small gestures that are often overlooked but have made a significant impact on your life?
- In what ways can small actions make a big difference in someone's life?
- Who (i.e., parents, bus drivers etc.) or what (i.e., place, animal, song, object etc.) have you come to cherish? What significance did it have on your life?
- How can you inspire others to make a difference through simple acts of kindness?




C. HOW TO PARTICIPATE IN *THE YOUNG PLAYWRIGHT PRESENTS*

Step 1:	<p>Seek parental/guardian consent for:</p> <ul style="list-style-type: none"> • Participating in SYF <i>The Young Playwright Presents</i> • Featuring you and/or your submission on social media 						
Step 2:	<p>Brainstorm on ideas and prepare your script</p> <p>The monologue may be a performance comprising only 1 character, or a performance for 2 or more characters <u>performed by the same person</u>.</p> <p>For a start, feel free to get your creative juices flowing with these learning resources:</p> <table border="1" data-bbox="405 757 1417 1532"> <tr> <td data-bbox="405 757 699 1048">The Young Playwright Resource Videos</td> <td data-bbox="699 757 1417 1048"> <p>Click on these links from past SYF seasons to learn more from these theatre practitioners:</p> <ul style="list-style-type: none"> • The Young Playwright Presents: Vocal Expression Tips from Mr R Chandran • The Young Playwright Presents: Q&A for Actors with Mr Noor Effendy Ibrahim </td> </tr> <tr> <td data-bbox="405 1048 699 1429">Videos of Past Years' Shortlisted Entries</td> <td data-bbox="699 1048 1417 1429"> <p>Click on these links to watch shortlisted entries from past years for ideas:</p> <ul style="list-style-type: none"> • The Young Playwright Presents 2022 Act 1 • The Young Playwright Presents 2022 Act 2 • The Young Playwright Presents 2021 Act 1 • The Young Playwright Presents 2021 Act 2 • The Young Playwright Presents 2020 Volume 1 • The Young Playwright Presents 2020 Volume 2 </td> </tr> <tr> <td data-bbox="405 1429 699 1532">Scripting Tips</td> <td data-bbox="699 1429 1417 1532"> <p>Refer to Annex A for ways to start on your monologue and creative writing tips</p> </td> </tr> </table> <p>Your script should be <u>no longer than ¾ of a page</u> (when typed on a Microsoft word file in A4-size with font "Arial", font size 12) and <u>last between 1 – 3 minutes when performed</u>.</p> <p>Keep yourself updated with more learning resources on the SYF website and SYF social media pages at @sgyouthfest (Facebook & Instagram).</p>	The Young Playwright Resource Videos	<p>Click on these links from past SYF seasons to learn more from these theatre practitioners:</p> <ul style="list-style-type: none"> • The Young Playwright Presents: Vocal Expression Tips from Mr R Chandran • The Young Playwright Presents: Q&A for Actors with Mr Noor Effendy Ibrahim 	Videos of Past Years' Shortlisted Entries	<p>Click on these links to watch shortlisted entries from past years for ideas:</p> <ul style="list-style-type: none"> • The Young Playwright Presents 2022 Act 1 • The Young Playwright Presents 2022 Act 2 • The Young Playwright Presents 2021 Act 1 • The Young Playwright Presents 2021 Act 2 • The Young Playwright Presents 2020 Volume 1 • The Young Playwright Presents 2020 Volume 2 	Scripting Tips	<p>Refer to Annex A for ways to start on your monologue and creative writing tips</p>
The Young Playwright Resource Videos	<p>Click on these links from past SYF seasons to learn more from these theatre practitioners:</p> <ul style="list-style-type: none"> • The Young Playwright Presents: Vocal Expression Tips from Mr R Chandran • The Young Playwright Presents: Q&A for Actors with Mr Noor Effendy Ibrahim 						
Videos of Past Years' Shortlisted Entries	<p>Click on these links to watch shortlisted entries from past years for ideas:</p> <ul style="list-style-type: none"> • The Young Playwright Presents 2022 Act 1 • The Young Playwright Presents 2022 Act 2 • The Young Playwright Presents 2021 Act 1 • The Young Playwright Presents 2021 Act 2 • The Young Playwright Presents 2020 Volume 1 • The Young Playwright Presents 2020 Volume 2 						
Scripting Tips	<p>Refer to Annex A for ways to start on your monologue and creative writing tips</p>						



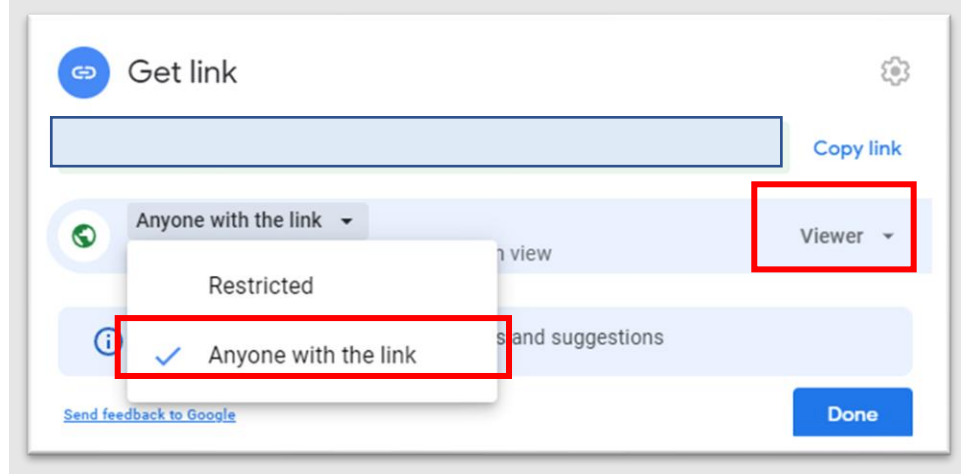
<p>Step 3:</p>	<p>Practise and video record your performance.</p> <p>Perform the monologue <u>as if it was presented on stage for an audience</u>, with full physical and vocal expressions. You may utilise a set, furniture, prop(s) and costume(s), where appropriate. For example, the performer could be dressed as a cat appreciating the stray feeders in the neighbourhood if it fits the purpose of the monologue.</p> <p>There must be <u>no complex and/or risky set-ups and dangerous attempts</u> when filming.</p> <p>The use of one or more of the following videography equipment is allowed:</p> <ul style="list-style-type: none"> • Smart devices (e.g. phone, tablet etc.) with videography capabilities • Digital cameras
<p>Step 4:</p>	<p>Check that your entry is ready for submission.</p> <p>Use this checklist to help you ensure that the original script(s) you have written and video clip(s) you have recorded meet the criteria for submission.</p> <div style="border: 1px solid black; padding: 10px; margin: 10px 0;"> <p><u>CHECKLIST</u></p> <ul style="list-style-type: none"> <input type="checkbox"/> I have made sure that the content of my monologue fits the theme of 'Little Things Matter'. <input type="checkbox"/> I have tried engaging the audience with the use of my physicality and all movements can be seen clearly in the video. <input type="checkbox"/> I have tried engaging the audience with the use of my voice and can be heard clearly when delivering my character. <input type="checkbox"/> I am appropriately attired. <input type="checkbox"/> I have recorded my performance in landscape mode. </div>



Step 5:

Upload the video clip(s) and your original script(s) on *Dropbox* or *Google Drive*.

When sharing on Google drive, make sure that the link sharing setting is set to “**Anyone with the link can view**”.



Each student or group may submit up to two entries. Name your entry/ entries in the following format:

Name of folder:	<TYPP>_<YourName> e.g. TYPP_MayLee
Name of video clip(s):	<Entry Number>_<TYPPclip>_<YourName> e.g. 1_TYPPclip_MayLee and/or 2_TYPPclip_MayLee
Name of script(s):	<Entry Number>_<TYPPscript>_<YourName> e.g. 1_TYPPscript_MayLee and/or 2_TYPPscript_MayLee

Step 6:

Submit your entry/entries online by scanning the QR code or clicking on the link:

Scan the QR code or click on the link to submit your entry/ entries:



<https://go.gov.sg/syf2023opencalltypp>

All submissions must reach us by **26 May 2023, 5pm.**

You will be required to fill in these details on the online form:

- Full name of participant (these will be used on the certificate(s) you will receive)
- School(s)
- Academic level(s) (e.g. Primary 4 / Secondary 1)
- Contact number
- Email address
- Parents'/ Guardians' name and contact
- Links to WeTransfer, Dropbox or Google Drive folder with your video clip and script
- A short paragraph (up to 100 words) explaining the inspiration behind your monologue. Please note that this paragraph may be edited by the organiser if your entry is shortlisted.

You will be notified via e-mail if your video clip and script has been shortlisted, whether in part or in full.

All shortlisted video clips will be featured on the SYF YouTube channel, website and/or social media platforms (Facebook and Instagram) as part of SYF Celebrations 2023.

Incomplete entries, video clips with poor audio/video quality, links that do not work or fail to download will not be considered. See Section D for notes on filming.

All students with a valid submission will receive an e-certificate for their participation, which can be reflected in their CCA record upon submission to their form teacher/CCA teachers.

D. WHAT TO TAKE NOTE OF WHEN CREATING AND FILMING YOUR PERFORMANCE

1. Specifications for the video recording:

- Layout: Landscape mode
- Quality: 1920 X 1080 HD / Handphone HD Video Recording
- Format: .mp4 or .mov file

2. Positioning:


- Film against a solid-coloured background or wall, where possible.
- Check that the performer can be clearly seen while filming.

3. Environment:

- Record in a quiet space in your house.
- Ensure that there is good lighting.
- Ensure a safe space for movement while performing.

4. Submissions will be shortlisted for feature based on the following criteria:

- **Clarity of Presentation:** The message and intent of the presentation are clear and effectively delivered through the video recording.
- **Creativity:** The script is original and innovative in approaching the theme with a clear intended dramatic effect on the audience.
- **Audience Engagement:** The performance engages the audience with apt use of physical and/or vocal expressivity.



E. WHAT TO WEAR

1. Choice of style and appearance should be modest and appropriate for *The Young Playwright Presents* and audience on Ministry of Education (MOE) and Singapore Youth Festival (SYF) social media platforms.
2. Refer to the table below for guidelines:


	✓	✗
Attire	<ul style="list-style-type: none"> ✓ Wear modest and age-appropriate attire that allows you to move with ease and safely. ✓ Wear attire of a different colour from the background. ✓ All colours (preferably bright ones) are welcome, <u>but</u> predominantly black outfits are discouraged. ✓ Wear attire that reflects your character (where possible). 	<ul style="list-style-type: none"> ✗ Don't wear revealing attire (for example, clothing made of translucent materials, spaghetti-strap tops, tube tops, crop tops, hot pants etc.). ✗ Don't wear attire that suggests drugs, tobacco, alcohol, violence, sexual content, religions or politics. ✗ Avoid shiny items (e.g. shiny buttons) to prevent glare in the video.
Hair	<ul style="list-style-type: none"> ✓ Consider hairstyles that suit the character you are performing. 	<ul style="list-style-type: none"> ✗ Don't have hairstyles that cover facial features or block your vision.

Please note that entries that are deemed unsuitable, will not be featured on any of the MOE and SYF platforms.

F. HOW TO STAY SAFE WHEN PARTICIPATING IN *THE YOUNG PLAYWRIGHT PRESENTS*


To stay safe, ensure that:

- your submission(s) does/do not contain any depictions or activities that are deemed indecent, blasphemous, libellous, offensive, pornographic, politically insensitive, racially insensitive and unlawful.
- you adhere to socially acceptable netiquette when interacting with online material and comments on the MOE/SYF social media platforms.
- you do not participate in cyberbullying behaviours including, but not limited to, flaming, harassment, cyber stalking and denigration.



G. COPYRIGHT GUIDELINES TO TAKE NOTE OF

1. Participants are to ensure that they do not infringe copyrights or commit plagiarism in their submissions. Examples of copyright infringement or plagiarism may include:
 - i. Using music that is not copyright free (e.g., songs by well-known singers) in their audio recordings / video recordings.
 - ii. Featuring images belonging to another creator (e.g., brand logos, brand mascots, etc.) in their own photographs / videos without permission.
 - iii. Copying / modifying an existing work (e.g., scripts, movies, books, etc.) of another creator and using it in their submission without permission.
2. When submitting any photographs / audio recordings / video recordings to the Ministry of Education and Singapore Youth Festival, participants must:
 - i. **be the creator / owner of all the material** submitted (except where the platform has provided material for participants to work with).
 - ii. **have sought permission from the owner(s)** when using material from another source or person.
 - iii. **have sought permission from any person(s)** included in the submitted material.
3. In submitting any photographs / audio recordings/video recordings to SYF Celebrations 2023, a platform under the Ministry of Education (MOE), participants agree to grant **the Government of Singapore a royalty-free, worldwide, irrevocable, perpetual, non-exclusive licence to use, modify, copy, publish, perform, communicate, and make available and / or broadcast the work (the “Licence”) for non-commercial purposes.**
4. Here are some websites with royalty-free music where you can select your sound cues from:
 - <https://sound-effects.bbcrewind.co.uk/>
 - <https://www.zapsplat.com/>




H. TIMELINE

Date	Event
26 May 2023, 5pm	Deadline to submit entry for <i>The Young Playwright Presents</i>
23 June 2023	Students will be notified via e-mail if their entry is selected.
July 2023	Selected students' work will be featured on the SYF website and social media (i.e. Facebook & Instagram).
4 August 2023	Students will receive their e-certificates

I. CONTACT US

For any queries, please drop us an email at MOE_SYF_SECY@moe.gov.sg

**We look forward to your participation in
SYF 2023 Celebrations!**



STARTING TO BRAINSTORM

After planning and thinking through the theme and what it means to you, start the brainstorming process by thinking through these questions:

WHO is this character?

PURPOSE: What does this character want from the person he/she is talking to.

Who is the character speaking to?

LANGUAGE SPOKEN

GENDER / AGE

VALUES / BELIEFS

CHARACTER TRAITS

WHAT

What kind of a relationship does this character have with the other elements in the story?

What happened / is going to happen in the story?

What is the character trying to tell the audience?

Ideas and Topics (Climate change, Recycling)

Other people (passes-by/ person character is speaking to)

Environment (the place he/she is in)

WHERE

Where is the story taking place?

Where will the character be as the story progresses?

WHEN is the story happening?

Series of events

PAST


PRESENT

FUTURE

DAY NIGHT

HOW

- How is the character feeling?
- How is the conflict resolved?
- How does the character make the audience feel?



CREATIVE WRITING STRATEGIES

After thinking through the theme and coming up with ideas from the brainstorming process, try using these strategies as you write drafts to your monologue:

1. GENERATING DRAFTS	<u>KEEP WATCH</u> <ul style="list-style-type: none">• Time yourself and keep writing as much as you can without stopping for 5 minutes. <u>EMOTE</u> <ul style="list-style-type: none">• Write about some emotions the character goes through. It can be when he/she/it is feeling, e.g. hopeful/ happy/ strong/ angry/ frightened or ashamed. <u>ALPHABET SOUP</u> <ul style="list-style-type: none">• Start each sentence of the monologue with a letter of the alphabet. This will give you at least 26 sentences to start with.
2. FINALISE	<ul style="list-style-type: none">• Take the drafts and underline interesting and useful parts most relevant to the theme, and ideas generated for the monologue. Combine them in different ways to develop the monologue.
3. IMPROVE	<ul style="list-style-type: none">• Read the drafts aloud and change or remove words and sentences that are not telling the story according to your plans for the theme and your ideas from the brainstorming process.• Rehearse the monologue with facial expressions, gestures and movements. Show what your character is doing/ thinking/ feeling without words.

